



FINAL EXAMINATION

JULY 2022

| | |
|---------------|---|
| COURSE TITLE | INTRODUCTION TO BUSINESS STATISTICS |
| COURSE CODE | BMAT1123 |
| DATE/DAY | 19 OCTOBER 2022 / WEDNESDAY |
| TIME/DURATION | 02:30 PM - 04:30 PM / 02 Hour(s) 00 Minute(s) |

INSTRUCTIONS TO CANDIDATES:

1. Please read the instruction under each section carefully.
2. Candidates are reminded not to bring into examination hall/room any form of written materials or electronic gadget except for stationery that is permitted by the invigilator.
3. Students who are caught breaching the Examination Rules and Regulation will be charged with an academic dishonesty and if found guilty of the offence, the maximum penalty is expulsion from the University.

(This Question Paper consists of 6 Printed Pages including front page)

DO NOT OPEN THE QUESTION PAPER UNTIL YOU ARE TOLD TO DO SO

There are FIVE (5) questions in this section. Answer all of them

(60 marks)

1. A set of data consists of the following numbers

1 2 2 3 3 3 4 4 4 4 5 5 5 5 5

a. Find the median and the standard deviation

(8 marks)

b. Calculate the Pearson's coefficient of skewness

(4 marks)

(12 marks)

2. A fruit stall sells tomatoes, apricots and plums. The weights of plums are normally distributed with a mean of 80 grams and standard deviation 4 grams. Five plums are chosen at random, find the probability exactly three of them weigh more than 82 grams.

(12 marks)

3. The number of trees planted at FRIM is not more than four trees in a day.

The probability that there is no trees planted in a day is 0.4 and the probabilities that there are at most one, two and three trees planted in a day are 0.7, 0.85 and 0.95 respectively.

a. Construct a probability distribution table for the number of trees planted.

(6 marks)

b. Calculate the mean of the number of trees planted in a day.

(6 marks)

(12 marks)

4. The masses of guavas in a farm are normally distributed with a mean μ and a standard deviation, σ . The mass of percentages of guava that less than 400 g is 15.87% and more than 500 g is 6.68%.

Determine the values of μ and σ

(12 marks)

5. The heights of a new species of plants have a mean of 2 m and a standard deviation of 40 cm. 100 samples of 50 plants each are measured. Find the number of samples expected when the sample mean is

a. greater than 2.10 m

(5 marks)

b. between 1.95 m and 2.05 m

(7 marks)

(12 marks)

TUNIRAZAK
UNIVERSITI TUN ABDUL RAZAK
Copying, modifying, or reprinting, is not permitted.

*** END OF QUESTION PAPER ***

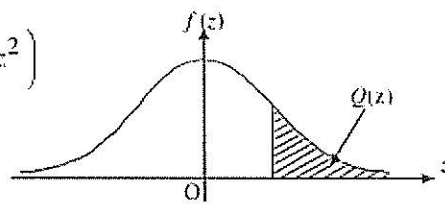
SULIT

**THE UPPER TAIL PROBABILITY $Q(z)$ FOR THE NORMAL DISTRIBUTION $N(0,1)$
 KEBARANGKALIAN HUJUNG ATAS $Q(z)$ BAGI TABURAN NORMAL $N(0, 1)$**

| z | 0 | 1 | 2 | 3 | 4 | 5 | 6 | 7 | 8 | 9 | Miras / Total | | | | | | | | |
|-----|---------|---------|---------|---------|---------|---------|---------|---------|---------|---------|---------------|---|----|----|----|----|----|----|----|
| 0.0 | 0.5000 | 0.4960 | 0.4920 | 0.4880 | 0.4840 | 0.4801 | 0.4761 | 0.4721 | 0.4681 | 0.4641 | 4 | 8 | 12 | 16 | 20 | 24 | 28 | 32 | 36 |
| 0.1 | 0.4602 | 0.4562 | 0.4522 | 0.4483 | 0.4443 | 0.4404 | 0.4364 | 0.4325 | 0.4286 | 0.4247 | 4 | 8 | 12 | 16 | 20 | 24 | 28 | 32 | 36 |
| 0.2 | 0.4207 | 0.4168 | 0.4129 | 0.4090 | 0.4052 | 0.4013 | 0.3974 | 0.3936 | 0.3897 | 0.3859 | 4 | 8 | 12 | 15 | 19 | 23 | 27 | 31 | 35 |
| 0.3 | 0.3821 | 0.3783 | 0.3745 | 0.3707 | 0.3669 | 0.3632 | 0.3594 | 0.3557 | 0.3520 | 0.3483 | 4 | 7 | 11 | 15 | 19 | 22 | 26 | 30 | 34 |
| 0.4 | 0.3446 | 0.3409 | 0.3372 | 0.3336 | 0.3300 | 0.3264 | 0.3228 | 0.3192 | 0.3156 | 0.3121 | 4 | 7 | 11 | 15 | 18 | 22 | 25 | 29 | 32 |
| 0.5 | 0.2685 | 0.3050 | 0.3015 | 0.2981 | 0.2946 | 0.2912 | 0.2877 | 0.2843 | 0.2810 | 0.2776 | 3 | 7 | 10 | 14 | 17 | 20 | 24 | 27 | 31 |
| 0.6 | 0.2743 | 0.2709 | 0.2676 | 0.2643 | 0.2611 | 0.2578 | 0.2546 | 0.2514 | 0.2483 | 0.2451 | 3 | 7 | 10 | 13 | 16 | 19 | 23 | 26 | 29 |
| 0.7 | 0.2420 | 0.2389 | 0.2358 | 0.2327 | 0.2296 | 0.2266 | 0.2236 | 0.2206 | 0.2177 | 0.2148 | 3 | 6 | 9 | 12 | 15 | 18 | 21 | 24 | 27 |
| 0.8 | 0.2119 | 0.2090 | 0.2061 | 0.2033 | 0.2005 | 0.1977 | 0.1949 | 0.1922 | 0.1894 | 0.1867 | 3 | 5 | 8 | 11 | 14 | 16 | 19 | 22 | 25 |
| 0.9 | 0.1841 | 0.1814 | 0.1788 | 0.1762 | 0.1736 | 0.1711 | 0.1685 | 0.1660 | 0.1635 | 0.1611 | 3 | 5 | 8 | 10 | 13 | 15 | 18 | 20 | 23 |
| 1.0 | 0.1587 | 0.1562 | 0.1539 | 0.1515 | 0.1492 | 0.1469 | 0.1446 | 0.1423 | 0.1401 | 0.1379 | 2 | 5 | 7 | 9 | 12 | 14 | 16 | 19 | 21 |
| 1.1 | 0.1357 | 0.1335 | 0.1314 | 0.1292 | 0.1271 | 0.1251 | 0.1230 | 0.1210 | 0.1190 | 0.1170 | 2 | 4 | 6 | 8 | 10 | 12 | 14 | 16 | 18 |
| 1.2 | 0.1151 | 0.1131 | 0.1112 | 0.1093 | 0.1075 | 0.1056 | 0.1038 | 0.1020 | 0.1003 | 0.0985 | 2 | 4 | 6 | 7 | 9 | 11 | 13 | 15 | 17 |
| 1.3 | 0.0968 | 0.0951 | 0.0934 | 0.0918 | 0.0901 | 0.0885 | 0.0869 | 0.0853 | 0.0838 | 0.0823 | 2 | 3 | 5 | 6 | 8 | 10 | 11 | 13 | 14 |
| 1.4 | 0.0908 | 0.0893 | 0.0878 | 0.0864 | 0.0849 | 0.0835 | 0.0821 | 0.0808 | 0.0794 | 0.0681 | 1 | 3 | 4 | 6 | 7 | 8 | 10 | 11 | 13 |
| 1.5 | 0.0868 | 0.0855 | 0.0843 | 0.0830 | 0.0818 | 0.0806 | 0.0794 | 0.0782 | 0.0771 | 0.0759 | 1 | 2 | 4 | 5 | 6 | 7 | 8 | 10 | 11 |
| 1.6 | 0.0848 | 0.0837 | 0.0826 | 0.0816 | 0.0805 | 0.0795 | 0.0785 | 0.0775 | 0.0765 | 0.0755 | 1 | 2 | 3 | 4 | 5 | 6 | 7 | 8 | 9 |
| 1.7 | 0.0846 | 0.0836 | 0.0827 | 0.0818 | 0.0809 | 0.0801 | 0.0792 | 0.0784 | 0.0775 | 0.0767 | 1 | 2 | 3 | 4 | 5 | 6 | 7 | 8 | 8 |
| 1.8 | 0.0859 | 0.0851 | 0.0844 | 0.0836 | 0.0829 | 0.0822 | 0.0814 | 0.0807 | 0.0801 | 0.0794 | 1 | 1 | 2 | 3 | 4 | 5 | 6 | 6 | 6 |
| 1.9 | 0.0287 | 0.0281 | 0.0274 | 0.0268 | 0.0262 | 0.0256 | 0.0250 | 0.0244 | 0.0239 | 0.0233 | 1 | 1 | 2 | 2 | 3 | 4 | 4 | 5 | 5 |
| 2.0 | 0.0224 | 0.0222 | 0.0217 | 0.0212 | 0.0207 | 0.0202 | 0.0197 | 0.0192 | 0.0188 | 0.0183 | 0 | 1 | 1 | 2 | 2 | 3 | 3 | 4 | 4 |
| 2.1 | 0.0179 | 0.0174 | 0.0170 | 0.0166 | 0.0162 | 0.0158 | 0.0154 | 0.0150 | 0.0146 | 0.0143 | 0 | 1 | 1 | 2 | 2 | 3 | 3 | 4 | 4 |
| 2.2 | 0.0138 | 0.0136 | 0.0132 | 0.0129 | 0.0125 | 0.0122 | 0.0119 | 0.0116 | 0.0113 | 0.0110 | 0 | 1 | 1 | 1 | 2 | 2 | 3 | 3 | 4 |
| 2.3 | 0.0107 | 0.0104 | 0.0102 | | 0.00990 | 0.00964 | 0.00939 | 0.00914 | | | 0 | 1 | 1 | 1 | 1 | 2 | 2 | 2 | 2 |
| | | | | | | | | 0.00889 | 0.00866 | 0.00842 | 3 | 5 | 8 | 10 | 13 | 15 | 18 | 20 | 23 |
| 2.4 | 0.00820 | 0.00798 | 0.00776 | 0.00755 | 0.00734 | 0.00714 | 0.00695 | 0.00676 | 0.00657 | 0.00639 | 2 | 5 | 7 | 9 | 12 | 14 | 16 | 16 | 21 |
| | | | | | | | | | | | 2 | 4 | 6 | 8 | 11 | 13 | 15 | 17 | 19 |
| 2.5 | 0.00624 | 0.00604 | 0.00587 | 0.00570 | 0.00554 | 0.00539 | 0.00523 | 0.00508 | 0.00494 | 0.00480 | 2 | 4 | 6 | 7 | 9 | 11 | 13 | 15 | 17 |
| 2.6 | 0.00486 | 0.00483 | 0.00440 | 0.00427 | 0.00415 | 0.00402 | 0.00390 | 0.00379 | 0.00368 | 0.00357 | 2 | 3 | 5 | 6 | 8 | 9 | 11 | 12 | 14 |
| 2.7 | 0.00347 | 0.00336 | 0.00326 | 0.00317 | 0.00307 | 0.00298 | 0.00289 | 0.00280 | 0.00272 | 0.00264 | 1 | 2 | 3 | 4 | 5 | 6 | 7 | 8 | 9 |
| 2.8 | 0.00256 | 0.00248 | 0.00240 | 0.00233 | 0.00226 | 0.00219 | 0.00212 | 0.00205 | 0.00199 | 0.00193 | 1 | 1 | 2 | 3 | 4 | 4 | 5 | 6 | 6 |
| 2.9 | 0.00187 | 0.00181 | 0.00175 | 0.00169 | 0.00164 | 0.00159 | 0.00154 | 0.00149 | 0.00144 | 0.00139 | 0 | 1 | 1 | 2 | 2 | 3 | 3 | 4 | 4 |
| 3.0 | 0.00135 | 0.00131 | 0.00126 | 0.00122 | 0.00118 | 0.00114 | 0.00111 | 0.00107 | 0.00104 | 0.00100 | 0 | 1 | 1 | 2 | 2 | 2 | 3 | 3 | 4 |

$$f(z) = \frac{1}{\sqrt{2\pi}} \exp\left(-\frac{1}{2}z^2\right)$$

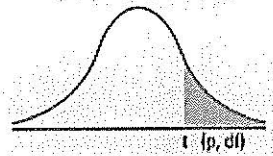
$$Q(z) = \int_z^{\infty} f(z) dz$$



Example / Contoh:

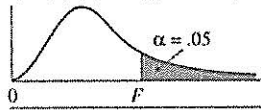
If $X \sim N(0, 1)$, then $P(X > k) = Q(k)$
 Jika $X \sim N(0, 1)$, maka $P(X > k) = Q(k)$

Numbers in each row of the table are values on a t -distribution with (df) degrees of freedom for selected right-tail (greater-than) probabilities (p).



| df/p | 0.40 | 0.25 | 0.10 | 0.05 | 0.025 | 0.01 | 0.005 | 0.0005 |
|------|----------|----------|----------|----------|----------|----------|----------|----------|
| 1 | 0.324920 | 1.000000 | 3.077684 | 6.313752 | 12.70620 | 31.82052 | 63.65674 | 636.6192 |
| 2 | 0.288675 | 0.816497 | 1.885618 | 2.919986 | 4.30265 | 6.96456 | 9.92484 | 31.5991 |
| 3 | 0.276671 | 0.764892 | 1.637744 | 2.353363 | 3.18245 | 4.54070 | 5.84091 | 12.9240 |
| 4 | 0.270722 | 0.740697 | 1.533206 | 2.131847 | 2.77645 | 3.74695 | 4.60409 | 8.6103 |
| 5 | 0.267181 | 0.726687 | 1.475884 | 2.015048 | 2.57058 | 3.36493 | 4.03214 | 6.8688 |
| 6 | 0.264835 | 0.717558 | 1.439756 | 1.943180 | 2.44691 | 3.14267 | 3.70743 | 5.9588 |
| 7 | 0.263167 | 0.711142 | 1.414924 | 1.894579 | 2.36462 | 2.99795 | 3.49948 | 5.4079 |
| 8 | 0.261921 | 0.706387 | 1.396815 | 1.859548 | 2.30600 | 2.89646 | 3.35539 | 5.0413 |
| 9 | 0.260955 | 0.702722 | 1.383029 | 1.833113 | 2.26216 | 2.82144 | 3.24984 | 4.7809 |
| 10 | 0.260185 | 0.699812 | 1.372184 | 1.812461 | 2.22814 | 2.76377 | 3.16927 | 4.5869 |
| 11 | 0.259556 | 0.697445 | 1.363430 | 1.795885 | 2.20099 | 2.71808 | 3.10581 | 4.4370 |
| 12 | 0.259033 | 0.695483 | 1.356217 | 1.782288 | 2.17881 | 2.68100 | 3.05454 | 4.3178 |
| 13 | 0.258591 | 0.693829 | 1.350171 | 1.770933 | 2.16037 | 2.65031 | 3.01228 | 4.2208 |
| 14 | 0.258213 | 0.692417 | 1.345030 | 1.761310 | 2.14479 | 2.62449 | 2.97684 | 4.1405 |
| 15 | 0.257885 | 0.691197 | 1.340606 | 1.753050 | 2.13145 | 2.60248 | 2.94671 | 4.0728 |
| 16 | 0.257599 | 0.690132 | 1.336757 | 1.745884 | 2.11991 | 2.58349 | 2.92078 | 4.0150 |
| 17 | 0.257347 | 0.689195 | 1.333379 | 1.739607 | 2.10982 | 2.56693 | 2.89823 | 3.9651 |
| 18 | 0.257123 | 0.688364 | 1.330391 | 1.734064 | 2.10092 | 2.55238 | 2.87844 | 3.9216 |
| 19 | 0.256923 | 0.687621 | 1.327728 | 1.729133 | 2.09302 | 2.53948 | 2.86093 | 3.8834 |
| 20 | 0.256743 | 0.686954 | 1.325341 | 1.724718 | 2.08596 | 2.52798 | 2.84534 | 3.8495 |
| 21 | 0.256580 | 0.686352 | 1.323188 | 1.720743 | 2.07961 | 2.51765 | 2.83136 | 3.8193 |
| 22 | 0.256432 | 0.685805 | 1.321237 | 1.717144 | 2.07387 | 2.50832 | 2.81876 | 3.7921 |
| 23 | 0.256297 | 0.685306 | 1.319460 | 1.713872 | 2.06866 | 2.49987 | 2.80734 | 3.7676 |
| 24 | 0.256173 | 0.684850 | 1.317836 | 1.710882 | 2.06390 | 2.49216 | 2.79694 | 3.7454 |
| 25 | 0.256060 | 0.684430 | 1.316345 | 1.708141 | 2.05954 | 2.48511 | 2.78744 | 3.7251 |
| 26 | 0.255955 | 0.684043 | 1.314972 | 1.705618 | 2.05553 | 2.47863 | 2.77871 | 3.7066 |
| 27 | 0.255858 | 0.683685 | 1.313703 | 1.703288 | 2.05183 | 2.47266 | 2.77068 | 3.6896 |
| 28 | 0.255768 | 0.683353 | 1.312527 | 1.701131 | 2.04841 | 2.46714 | 2.76326 | 3.6739 |
| 29 | 0.255684 | 0.683044 | 1.311434 | 1.699127 | 2.04523 | 2.46202 | 2.75639 | 3.6594 |
| 30 | 0.255605 | 0.682756 | 1.310415 | 1.697261 | 2.04227 | 2.45726 | 2.75000 | 3.6460 |
| z | 0.253347 | 0.674490 | 1.281552 | 1.644854 | 1.95996 | 2.32635 | 2.57583 | 3.2905 |
| CI | ———— | ———— | 80% | 90% | 95% | 98% | 99% | 99.9% |

Table A.7
 Critical Values of the F Distribution for $\alpha = .05$



df NUMERATOR

| df Denominator | 1 | 2 | 3 | 4 | 5 | 6 | 7 | 8 | 9 | 10 | 12 | 15 | 20 | 25 | 30 | 40 | 60 | 120 | ∞ |
|----------------|-------|------|------|------|------|------|------|------|------|------|------|------|------|------|------|------|------|------|----------|
| 3 | 10.13 | 9.55 | 9.20 | 9.12 | 9.01 | 8.94 | 8.89 | 8.85 | 8.81 | 8.79 | 8.74 | 8.70 | 8.66 | 8.63 | 8.62 | 8.59 | 8.57 | 8.55 | 8.53 |
| 4 | 7.71 | 6.94 | 6.59 | 6.39 | 6.26 | 6.16 | 6.09 | 6.04 | 6.00 | 5.96 | 5.91 | 5.86 | 5.80 | 5.77 | 5.75 | 5.72 | 5.69 | 5.66 | 5.63 |
| 5 | 6.61 | 5.79 | 5.41 | 5.19 | 5.05 | 4.95 | 4.88 | 4.82 | 4.77 | 4.74 | 4.68 | 4.62 | 4.56 | 4.52 | 4.50 | 4.46 | 4.43 | 4.40 | 4.36 |
| 6 | 5.99 | 5.14 | 4.76 | 4.53 | 4.39 | 4.28 | 4.21 | 4.15 | 4.10 | 4.06 | 4.00 | 3.94 | 3.87 | 3.83 | 3.81 | 3.77 | 3.74 | 3.70 | 3.67 |
| 7 | 5.59 | 4.74 | 4.35 | 4.12 | 3.97 | 3.87 | 3.79 | 3.73 | 3.68 | 3.64 | 3.57 | 3.51 | 3.44 | 3.40 | 3.38 | 3.34 | 3.30 | 3.27 | 3.23 |
| 8 | 5.32 | 4.46 | 4.07 | 3.84 | 3.69 | 3.58 | 3.50 | 3.44 | 3.39 | 3.35 | 3.28 | 3.22 | 3.15 | 3.11 | 3.08 | 3.04 | 3.01 | 2.97 | 2.93 |
| 9 | 5.12 | 4.26 | 3.86 | 3.63 | 3.48 | 3.37 | 3.29 | 3.23 | 3.18 | 3.14 | 3.07 | 3.01 | 2.94 | 2.89 | 2.86 | 2.83 | 2.79 | 2.75 | 2.71 |
| 10 | 4.96 | 4.10 | 3.71 | 3.48 | 3.33 | 3.22 | 3.14 | 3.07 | 3.02 | 2.98 | 2.91 | 2.85 | 2.77 | 2.73 | 2.70 | 2.66 | 2.62 | 2.58 | 2.54 |
| 11 | 4.84 | 3.98 | 3.59 | 3.36 | 3.20 | 3.09 | 3.01 | 2.95 | 2.90 | 2.85 | 2.79 | 2.72 | 2.65 | 2.60 | 2.57 | 2.53 | 2.49 | 2.45 | 2.40 |
| 12 | 4.75 | 3.89 | 3.49 | 3.26 | 3.11 | 3.00 | 2.91 | 2.85 | 2.80 | 2.75 | 2.69 | 2.62 | 2.54 | 2.50 | 2.47 | 2.43 | 2.38 | 2.34 | 2.30 |
| 13 | 4.67 | 3.81 | 3.41 | 3.18 | 3.03 | 2.92 | 2.83 | 2.77 | 2.71 | 2.67 | 2.60 | 2.53 | 2.46 | 2.41 | 2.38 | 2.34 | 2.30 | 2.25 | 2.21 |
| 14 | 4.60 | 3.74 | 3.34 | 3.11 | 2.96 | 2.85 | 2.76 | 2.70 | 2.65 | 2.60 | 2.53 | 2.46 | 2.39 | 2.34 | 2.31 | 2.27 | 2.22 | 2.18 | 2.13 |
| 15 | 4.54 | 3.68 | 3.29 | 3.06 | 2.90 | 2.79 | 2.71 | 2.64 | 2.59 | 2.54 | 2.48 | 2.40 | 2.33 | 2.28 | 2.25 | 2.20 | 2.16 | 2.11 | 2.07 |
| 16 | 4.49 | 3.63 | 3.24 | 3.01 | 2.85 | 2.74 | 2.66 | 2.59 | 2.54 | 2.49 | 2.42 | 2.35 | 2.28 | 2.23 | 2.19 | 2.15 | 2.11 | 2.06 | 2.01 |
| 17 | 4.45 | 3.59 | 3.20 | 2.96 | 2.81 | 2.70 | 2.61 | 2.55 | 2.49 | 2.45 | 2.38 | 2.31 | 2.23 | 2.18 | 2.15 | 2.10 | 2.06 | 2.01 | 1.96 |
| 18 | 4.41 | 3.55 | 3.16 | 2.93 | 2.77 | 2.66 | 2.58 | 2.51 | 2.46 | 2.41 | 2.34 | 2.27 | 2.19 | 2.14 | 2.11 | 2.06 | 2.02 | 1.97 | 1.92 |
| 19 | 4.38 | 3.52 | 3.13 | 2.90 | 2.74 | 2.63 | 2.54 | 2.48 | 2.42 | 2.38 | 2.31 | 2.23 | 2.16 | 2.11 | 2.07 | 2.03 | 1.98 | 1.93 | 1.88 |
| 20 | 4.35 | 3.49 | 3.10 | 2.87 | 2.71 | 2.60 | 2.51 | 2.45 | 2.39 | 2.35 | 2.28 | 2.20 | 2.12 | 2.07 | 2.04 | 1.99 | 1.95 | 1.90 | 1.84 |
| 21 | 4.32 | 3.47 | 3.07 | 2.84 | 2.68 | 2.57 | 2.49 | 2.42 | 2.37 | 2.32 | 2.25 | 2.18 | 2.10 | 2.04 | 2.01 | 1.96 | 1.92 | 1.87 | 1.81 |
| 22 | 4.30 | 3.44 | 3.05 | 2.82 | 2.66 | 2.55 | 2.46 | 2.40 | 2.34 | 2.30 | 2.23 | 2.15 | 2.07 | 2.02 | 1.98 | 1.94 | 1.89 | 1.84 | 1.78 |
| 23 | 4.28 | 3.42 | 3.03 | 2.80 | 2.64 | 2.53 | 2.44 | 2.37 | 2.32 | 2.27 | 2.20 | 2.13 | 2.05 | 2.00 | 1.96 | 1.91 | 1.86 | 1.81 | 1.76 |
| 24 | 4.26 | 3.40 | 3.01 | 2.78 | 2.62 | 2.51 | 2.42 | 2.36 | 2.30 | 2.25 | 2.18 | 2.11 | 2.03 | 1.97 | 1.94 | 1.89 | 1.84 | 1.79 | 1.73 |
| 25 | 4.24 | 3.39 | 2.99 | 2.76 | 2.60 | 2.49 | 2.40 | 2.34 | 2.28 | 2.24 | 2.16 | 2.09 | 2.01 | 1.95 | 1.92 | 1.87 | 1.82 | 1.77 | 1.71 |
| 26 | 4.23 | 3.37 | 2.98 | 2.74 | 2.59 | 2.47 | 2.39 | 2.32 | 2.27 | 2.22 | 2.15 | 2.07 | 1.99 | 1.94 | 1.90 | 1.85 | 1.80 | 1.75 | 1.69 |
| 27 | 4.21 | 3.35 | 2.96 | 2.73 | 2.57 | 2.46 | 2.37 | 2.31 | 2.25 | 2.20 | 2.13 | 2.06 | 1.97 | 1.92 | 1.88 | 1.84 | 1.79 | 1.73 | 1.67 |
| 28 | 4.20 | 3.34 | 2.95 | 2.71 | 2.56 | 2.45 | 2.36 | 2.29 | 2.24 | 2.19 | 2.12 | 2.04 | 1.96 | 1.91 | 1.87 | 1.82 | 1.77 | 1.71 | 1.65 |
| 29 | 4.18 | 3.33 | 2.93 | 2.70 | 2.55 | 2.43 | 2.35 | 2.28 | 2.22 | 2.18 | 2.10 | 2.03 | 1.94 | 1.90 | 1.85 | 1.81 | 1.75 | 1.70 | 1.64 |
| 30 | 4.17 | 3.32 | 2.92 | 2.69 | 2.53 | 2.42 | 2.33 | 2.27 | 2.21 | 2.16 | 2.09 | 2.01 | 1.93 | 1.88 | 1.84 | 1.79 | 1.74 | 1.68 | 1.62 |
| 40 | 4.08 | 3.23 | 2.84 | 2.61 | 2.45 | 2.34 | 2.25 | 2.18 | 2.12 | 2.08 | 2.00 | 1.92 | 1.84 | 1.78 | 1.74 | 1.69 | 1.64 | 1.58 | 1.51 |
| 60 | 4.00 | 3.15 | 2.76 | 2.53 | 2.37 | 2.25 | 2.17 | 2.10 | 2.04 | 1.99 | 1.92 | 1.84 | 1.75 | 1.69 | 1.65 | 1.59 | 1.53 | 1.47 | 1.39 |
| 120 | 3.92 | 3.07 | 2.69 | 2.45 | 2.29 | 2.17 | 2.09 | 2.02 | 1.96 | 1.91 | 1.83 | 1.75 | 1.66 | 1.60 | 1.55 | 1.50 | 1.43 | 1.35 | 1.25 |
| ∞ | 3.84 | 3.00 | 2.60 | 2.37 | 2.21 | 2.10 | 2.01 | 1.94 | 1.88 | 1.83 | 1.75 | 1.67 | 1.57 | 1.51 | 1.46 | 1.39 | 1.32 | 1.22 | 1.00 |

25

UNIVERSITI TUN ABDUL RAZAK
 Copying, modifying, or reprinting, is not permitted.