

**FINAL EXAMINATION**  
**JULY 2021**

---

**COURSE TITLE**

**BUSINESS STATISTICS**

**COURSE CODE DATE/DAY**

**BMAT2223/BMAT3213/RMAT2233**

**19 October 2021 / TUESDAY**

**TIME/DURATION**

**02:30 PM - 04:30 PM**

**/ 2 Hours**

---

**INSTRUCTIONS TO CANDIDATES :**

1. Please read the instruction under each section carefully.
2. Candidates are reminded not to bring into examination hall/room any form of written materials or electronic gadget except for stationery that is permitted by the Invigilator.
3. Students who are caught breaching the Examination Rules and Regulation will be charged with an academic dishonesty and if found guilty of the offence, the maximum penalty is expulsion from the University.

**\*\*\*DO NOT OPEN THE QUESTION PAPER UNTIL YOU ARE TOLD TO DO SO\*\*\***

  
**UNIRAZAK**  
UNIVERSITI TUN ABDUL RAZAK  
Copying, modifying, or reprinting, is not permitted.



## FINAL EXAMINATION

**JULY 2021**

<b>COURSE TITLE</b>	<b>BUSINESS MATHEMATICS</b>
<b>COURSE CODE</b>	<b>BMAT2223/BMAT3213/ RMAT2233</b>
<b>DATE/DAY TIME/DURATION</b>	<b>19 OCTOBER 2021/TUESDAY 2.30 PM – 4.30 PM/ 2 HOURS</b>

### INSTRUCTIONS TO CANDIDATES:

1. Please read the instruction under each section carefully.
2. Candidates are reminded not to bring into examination hall/room any form of written materials or electronic gadget except for stationery that is permitted by the Invigilator.
3. Students who are caught breaching the Examination Rules and Regulation will be charged with an academic dishonesty and if found guilty of the offence, the maximum penalty is expulsion from the University.

(This Question Paper consists of **6** Printed Pages including front page)

**\*\*\*DO NOT OPEN THE QUESTION PAPER UNTIL YOU ARE TOLD TO DO SO\*\*\***

**There are 7 questions in this section. Answer all of them**

**(80 marks)**

1. A set of data consists of the following numbers

1 2 2 3 3 3 4 4 4 4 5 5 5 5 5

a. Find the median and the standard deviation

(8 marks)

b. Calculate the Pearson's coefficient of skewness

(4 marks)

(12 marks)

2. A bag contains 3 apples, 4 oranges and 5 pears. Six fruits are taken out at random from the bag without replacement. Calculate the probability that

a. at least one fruit is a pear

(5 marks)

b. exactly four are oranges given that at least one fruit is pear

(7 marks)

(12 marks)

3. The number of trees planted at FRIM is not more than four trees in a day.

The probability that there is no trees planted in a day is 0.4 and the probabilities that there are at most one, two and three trees planted in a day are 0.7, 0.85 and 0.95 respectively.

a. Construct a probability distribution table for the number of trees planted.

(6 marks)

b. Calculate the mean of the number of trees planted in a day.

(6 marks)

(12 marks)

4. The masses of guavas in a farm are normally distributed with a mean  $\mu$  and a standard deviation,  $\sigma$ . The mass of percentages of guava that less than 400 g is 15.87% and more than 500 g is 6.68%.  
Determine the values of  $\mu$  and  $\sigma$   
(10 marks)
5. A fruit stall sells tomatoes, apricots and plums. The weights of plums are normally distributed with a mean of 80 grams and standard deviation 4 grams. Five plums are chosen at random, find the probability exactly three of them weigh more than 82 grams.  
(10 marks)
6. The heights of a new species of plants have a mean of 2 m and a standard deviation of 40 cm. 100 samples of 50 plants each are measured. Find the number of samples expected when the sample mean is
- a. greater than 2.10 m  
(5 marks)
- b. between 1.95 m and 2.05 m  
(7 marks)
- (12 marks)
7. In each of the following cases, given the population standard deviation  $\sigma$ , the statement claim about  $\mu$ , the sample size  $n$ , and the level of significance  $\alpha$ , find
- a. the null and alternate hypotheses  
b. the test statistics  
c. the rejection regions
- i.  $\sigma = 2.5$  claim:  $\mu > 35$ ,  $n = 65$ ,  $\alpha = 0.01$   
(6 marks)
- ii.  $\sigma = 0.6$  claim:  $\mu \neq 3.2$ ,  $n = 50$ ,  $\alpha = 0.05$   
(6 marks)
- (12 marks)

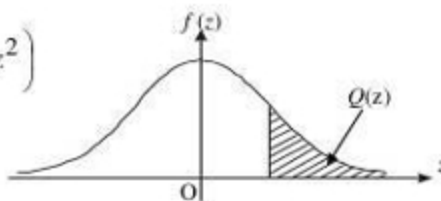
**SULIT**

**THE UPPER TAIL PROBABILITY  $Q(z)$  FOR THE NORMAL DISTRIBUTION  $N(0,1)$   
 KEBARANGKALIAN Hujung Atas  $Q(z)$  BAGI TABURAN NORMAL  $N(0, 1)$**

z											Minnan / Total								
	0	1	2	3	4	5	6	7	8	9	1	2	3	4	5	6	7	8	9
0.0	0.5000	0.4960	0.4920	0.4880	0.4840	0.4801	0.4761	0.4721	0.4681	0.4641	4	8	12	16	20	24	28	32	36
0.1	0.4602	0.4562	0.4522	0.4483	0.4443	0.4404	0.4364	0.4325	0.4286	0.4247	4	8	12	16	20	24	28	32	36
0.2	0.4207	0.4168	0.4129	0.4090	0.4052	0.4013	0.3974	0.3936	0.3897	0.3859	4	8	12	15	19	23	27	31	35
0.3	0.3821	0.3783	0.3745	0.3707	0.3669	0.3632	0.3594	0.3557	0.3520	0.3483	4	7	11	15	19	22	26	30	34
0.4	0.3446	0.3409	0.3372	0.3336	0.3300	0.3264	0.3228	0.3192	0.3156	0.3121	4	7	11	15	18	22	25	29	32
0.5	0.3085	0.3050	0.3015	0.2981	0.2946	0.2912	0.2877	0.2843	0.2810	0.2776	3	7	10	14	17	20	24	27	31
0.6	0.2743	0.2709	0.2676	0.2643	0.2611	0.2578	0.2546	0.2514	0.2483	0.2451	3	7	10	13	16	19	23	26	29
0.7	0.2420	0.2389	0.2358	0.2327	0.2296	0.2266	0.2236	0.2206	0.2177	0.2148	3	6	9	12	15	18	21	24	27
0.8	0.2119	0.2090	0.2061	0.2033	0.2005	0.1977	0.1949	0.1922	0.1894	0.1867	3	5	8	11	14	16	19	22	25
0.9	0.1841	0.1814	0.1788	0.1762	0.1736	0.1711	0.1685	0.1660	0.1635	0.1611	3	5	8	10	13	15	18	20	23
1.0	0.1587	0.1562	0.1539	0.1515	0.1492	0.1469	0.1446	0.1423	0.1401	0.1379	2	5	7	9	12	14	16	19	21
1.1	0.1357	0.1335	0.1314	0.1292	0.1271	0.1251	0.1230	0.1210	0.1190	0.1170	2	4	6	8	10	12	14	16	18
1.2	0.1151	0.1131	0.1112	0.1093	0.1075	0.1056	0.1038	0.1020	0.1003	0.0985	2	4	6	7	9	11	13	15	17
1.3	0.0968	0.0951	0.0934	0.0918	0.0901	0.0885	0.0869	0.0853	0.0838	0.0823	2	3	5	6	8	10	11	13	14
1.4	0.0808	0.0793	0.0778	0.0764	0.0749	0.0735	0.0721	0.0708	0.0694	0.0681	1	3	4	6	7	8	10	11	13
1.5	0.0668	0.0655	0.0643	0.0630	0.0618	0.0606	0.0594	0.0582	0.0571	0.0559	1	2	4	5	6	7	8	10	11
1.6	0.0548	0.0537	0.0526	0.0516	0.0505	0.0495	0.0485	0.0475	0.0465	0.0455	1	2	3	4	5	6	7	8	9
1.7	0.0446	0.0436	0.0427	0.0418	0.0409	0.0401	0.0392	0.0384	0.0375	0.0367	1	2	3	4	4	5	6	7	8
1.8	0.0359	0.0351	0.0344	0.0336	0.0329	0.0322	0.0314	0.0307	0.0301	0.0294	1	1	2	3	4	4	5	6	6
1.9	0.0287	0.0281	0.0274	0.0268	0.0262	0.0256	0.0250	0.0244	0.0239	0.0233	1	1	2	2	3	4	4	5	5
2.0	0.0228	0.0222	0.0217	0.0212	0.0207	0.0202	0.0197	0.0192	0.0188	0.0183	0	1	1	2	2	3	3	4	4
2.1	0.0179	0.0174	0.0170	0.0166	0.0162	0.0158	0.0154	0.0150	0.0146	0.0143	0	1	1	2	2	2	3	3	4
2.2	0.0139	0.0136	0.0132	0.0129	0.0125	0.0122	0.0119	0.0116	0.0113	0.0110	0	1	1	1	2	2	2	3	3
2.3	0.0107	0.0104	0.0102	0.0099	0.0096	0.0093	0.0091	0.0088	0.0086	0.0084	0	1	1	1	1	2	2	2	2
2.4	0.00820	0.00798	0.00776	0.00755	0.00734	0.00714	0.00695	0.00676	0.00657	0.00639	2	4	6	8	11	13	15	17	19
2.5	0.00621	0.00604	0.00587	0.00570	0.00554	0.00539	0.00523	0.00508	0.00494	0.00480	2	3	5	6	8	9	11	12	14
2.6	0.00466	0.00453	0.00440	0.00427	0.00415	0.00402	0.00391	0.00379	0.00368	0.00357	1	2	3	5	6	7	9	9	10
2.7	0.00347	0.00336	0.00326	0.00317	0.00307	0.00298	0.00289	0.00280	0.00272	0.00264	1	2	3	4	5	6	7	8	9
2.8	0.00256	0.00248	0.00240	0.00233	0.00226	0.00219	0.00212	0.00205	0.00199	0.00193	1	1	2	3	4	4	5	6	6
2.9	0.00187	0.00181	0.00175	0.00169	0.00164	0.00159	0.00154	0.00149	0.00144	0.00139	0	1	1	2	2	3	3	4	4
3.0	0.00135	0.00131	0.00126	0.00122	0.00118	0.00114	0.00111	0.00107	0.00104	0.00100	0	1	1	2	2	2	3	3	4

$$f(z) = \frac{1}{\sqrt{2\pi}} \exp\left(-\frac{1}{2}z^2\right)$$

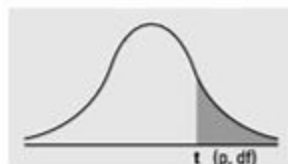
$$Q(z) = \int_k^{\infty} f(z) dz$$



Example / Contoh:

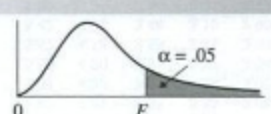
If  $X \sim N(0, 1)$ , then  $P(X > k) = Q(k)$   
 Jika  $X \sim N(0, 1)$ , maka  $P(X > k) = Q(k)$

Numbers in each row of the table are values on a  $t$ -distribution with ( $df$ ) degrees of freedom for selected right-tail (greater-than) probabilities ( $p$ ).



df/p	0.40	0.25	0.10	0.05	0.025	0.01	0.005	0.0005
1	0.324920	1.000000	3.077684	6.313752	12.70620	31.82052	63.65674	636.6192
2	0.288675	0.816497	1.885618	2.919986	4.30265	6.96456	9.92484	31.5991
3	0.276671	0.764892	1.637744	2.353363	3.18245	4.54070	5.84091	12.9240
4	0.270722	0.740697	1.533206	2.131847	2.77645	3.74695	4.60409	8.6103
5	0.267181	0.726687	1.475884	2.015048	2.57058	3.36493	4.03214	6.8688
6	0.264835	0.717558	1.439756	1.943180	2.44691	3.14267	3.70743	5.9588
7	0.263167	0.711142	1.414924	1.894579	2.36462	2.99795	3.49948	5.4079
8	0.261921	0.706387	1.396815	1.859548	2.30600	2.89646	3.35539	5.0413
9	0.260955	0.702722	1.383029	1.833113	2.26216	2.82144	3.24984	4.7809
10	0.260185	0.699812	1.372184	1.812461	2.22814	2.76377	3.16927	4.5869
11	0.259556	0.697445	1.363430	1.795885	2.20099	2.71808	3.10581	4.4370
12	0.259033	0.695483	1.356217	1.782288	2.17881	2.68100	3.05454	4.3178
13	0.258591	0.693829	1.350171	1.770933	2.16037	2.65031	3.01228	4.2208
14	0.258213	0.692417	1.345030	1.761310	2.14479	2.62449	2.97684	4.1405
15	0.257885	0.691197	1.340606	1.753050	2.13145	2.60248	2.94671	4.0728
16	0.257599	0.690132	1.336757	1.745884	2.11991	2.58349	2.92078	4.0150
17	0.257347	0.689195	1.333379	1.739607	2.10982	2.56693	2.89823	3.9651
18	0.257123	0.688364	1.330391	1.734064	2.10092	2.55238	2.87844	3.9216
19	0.256923	0.687621	1.327728	1.729133	2.09302	2.53948	2.86093	3.8834
20	0.256743	0.686954	1.325341	1.724718	2.08596	2.52798	2.84534	3.8495
21	0.256580	0.686352	1.323188	1.720743	2.07961	2.51765	2.83136	3.8193
22	0.256432	0.685805	1.321237	1.717144	2.07387	2.50832	2.81876	3.7921
23	0.256297	0.685306	1.319460	1.713872	2.06866	2.49987	2.80734	3.7676
24	0.256173	0.684850	1.317836	1.710882	2.06390	2.49216	2.79694	3.7454
25	0.256060	0.684430	1.316345	1.708141	2.05954	2.48511	2.78744	3.7251
26	0.255955	0.684043	1.314972	1.705618	2.05553	2.47863	2.77871	3.7066
27	0.255858	0.683685	1.313703	1.703288	2.05183	2.47266	2.77068	3.6896
28	0.255768	0.683353	1.312527	1.701131	2.04841	2.46714	2.76326	3.6739
29	0.255684	0.683044	1.311434	1.699127	2.04523	2.46202	2.75639	3.6594
30	0.255605	0.682756	1.310415	1.697261	2.04227	2.45726	2.75000	3.6460
z	0.253347	0.674490	1.281552	1.644854	1.95996	2.32635	2.57583	3.2905
CI	———	———	80%	90%	95%	98%	99%	99.9%

**Table A.7**  
 Critical Values of the F Distribution for  $\alpha = .05$



df NUMERATOR

df Denominator	1	2	3	4	5	6	7	8	9	10	12	15	20	25	30	40	60	120	$\infty$
3	10.13	9.55	9.28	9.12	9.01	8.94	8.89	8.85	8.81	8.79	8.74	8.70	8.66	8.63	8.62	8.59	8.57	8.55	8.53
4	7.71	6.94	6.59	6.39	6.26	6.16	6.09	6.04	6.00	5.96	5.91	5.86	5.80	5.77	5.75	5.72	5.69	5.66	5.63
5	6.61	5.79	5.41	5.19	5.05	4.95	4.88	4.82	4.77	4.74	4.68	4.62	4.56	4.52	4.50	4.46	4.43	4.40	4.36
6	5.99	5.14	4.76	4.53	4.39	4.28	4.21	4.15	4.10	4.06	4.00	3.94	3.87	3.83	3.81	3.77	3.74	3.70	3.67
7	5.59	4.74	4.35	4.12	3.97	3.87	3.79	3.73	3.68	3.64	3.57	3.51	3.44	3.40	3.38	3.34	3.30	3.27	3.23
8	5.32	4.46	4.07	3.84	3.69	3.58	3.50	3.44	3.39	3.35	3.28	3.22	3.15	3.11	3.08	3.04	3.01	2.97	2.93
9	5.12	4.26	3.86	3.63	3.48	3.37	3.29	3.23	3.18	3.14	3.07	3.01	2.94	2.89	2.86	2.83	2.79	2.75	2.71
10	4.96	4.10	3.71	3.48	3.33	3.22	3.14	3.07	3.02	2.98	2.91	2.85	2.77	2.73	2.70	2.66	2.62	2.58	2.54
11	4.84	3.98	3.59	3.36	3.20	3.09	3.01	2.95	2.90	2.85	2.79	2.72	2.65	2.60	2.57	2.53	2.49	2.45	2.40
12	4.75	3.89	3.49	3.26	3.11	3.00	2.91	2.85	2.80	2.75	2.69	2.62	2.54	2.50	2.47	2.43	2.38	2.34	2.30
13	4.67	3.81	3.41	3.18	3.03	2.92	2.83	2.77	2.71	2.67	2.60	2.53	2.46	2.41	2.38	2.34	2.30	2.25	2.21
14	4.60	3.74	3.34	3.11	2.96	2.85	2.76	2.70	2.65	2.60	2.53	2.46	2.39	2.34	2.31	2.27	2.22	2.18	2.13
15	4.54	3.68	3.29	3.06	2.90	2.79	2.71	2.64	2.59	2.54	2.48	2.40	2.33	2.28	2.25	2.20	2.16	2.11	2.07
16	4.49	3.63	3.24	3.01	2.85	2.74	2.66	2.59	2.54	2.49	2.42	2.35	2.28	2.23	2.19	2.15	2.11	2.06	2.01
17	4.45	3.59	3.20	2.96	2.81	2.70	2.61	2.55	2.49	2.45	2.38	2.31	2.23	2.18	2.15	2.10	2.06	2.01	1.96
18	4.41	3.55	3.16	2.93	2.77	2.66	2.58	2.51	2.46	2.41	2.34	2.27	2.19	2.14	2.11	2.06	2.02	1.97	1.92
19	4.38	3.52	3.13	2.90	2.74	2.63	2.54	2.48	2.42	2.38	2.31	2.23	2.16	2.11	2.07	2.03	1.98	1.93	1.88
20	4.35	3.49	3.10	2.87	2.71	2.60	2.51	2.45	2.39	2.35	2.28	2.20	2.12	2.07	2.04	1.99	1.95	1.90	1.84
21	4.32	3.47	3.07	2.84	2.68	2.57	2.49	2.42	2.37	2.32	2.25	2.18	2.10	2.04	2.01	1.96	1.92	1.87	1.81
22	4.30	3.44	3.05	2.82	2.66	2.55	2.46	2.40	2.34	2.30	2.23	2.15	2.07	2.02	1.98	1.94	1.89	1.84	1.78
23	4.28	3.42	3.03	2.80	2.64	2.53	2.44	2.37	2.32	2.27	2.20	2.13	2.05	2.00	1.96	1.91	1.86	1.81	1.76
24	4.26	3.40	3.01	2.78	2.62	2.51	2.42	2.36	2.30	2.25	2.18	2.11	2.03	1.97	1.94	1.89	1.84	1.79	1.73
25	4.24	3.39	2.99	2.76	2.60	2.49	2.40	2.34	2.28	2.24	2.16	2.09	2.01	1.95	1.92	1.87	1.82	1.77	1.71
26	4.23	3.37	2.98	2.74	2.59	2.47	2.39	2.32	2.27	2.22	2.15	2.07	1.99	1.94	1.90	1.85	1.80	1.75	1.69
27	4.21	3.35	2.96	2.73	2.57	2.46	2.37	2.31	2.25	2.20	2.13	2.06	1.97	1.92	1.88	1.84	1.79	1.73	1.67
28	4.20	3.34	2.95	2.71	2.56	2.45	2.36	2.29	2.24	2.19	2.12	2.04	1.96	1.91	1.87	1.82	1.77	1.71	1.65
29	4.18	3.33	2.93	2.70	2.55	2.43	2.35	2.28	2.22	2.18	2.10	2.03	1.94	1.90	1.85	1.81	1.75	1.70	1.64
30	4.17	3.32	2.92	2.69	2.53	2.42	2.33	2.27	2.21	2.16	2.09	2.01	1.93	1.88	1.84	1.79	1.74	1.68	1.62
40	4.08	3.23	2.84	2.61	2.45	2.34	2.25	2.18	2.12	2.08	2.00	1.92	1.84	1.78	1.74	1.69	1.64	1.58	1.51
60	4.00	3.15	2.76	2.53	2.37	2.25	2.17	2.10	2.04	1.99	1.92	1.84	1.75	1.69	1.65	1.59	1.53	1.47	1.39
120	3.92	3.07	2.68	2.45	2.29	2.17	2.09	2.02	1.96	1.91	1.83	1.75	1.66	1.60	1.55	1.50	1.43	1.35	1.25
$\infty$	3.84	3.00	2.60	2.37	2.21	2.10	2.01	1.94	1.88	1.83	1.75	1.67	1.57	1.51	1.46	1.39	1.32	1.22	1.00